

PANDUAN 'FLEXI BUDDIES' DI

MRANTI

PARK BUKIT JALIL



1

**Muat Turun,
Daftar & Log Masuk**
Download,
Register & Login

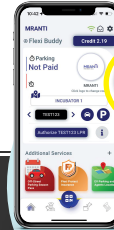
2



Tambah Nilai Kredit
Purchase
Parking Credit

3

**Pilih Lokasi Parkir
Dengan Bantuan GPS**
Select Parking Location
With GPS Help



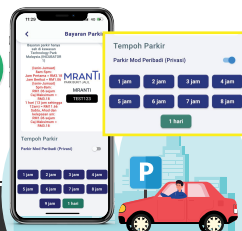
6



**Imbas Untuk
Semakan Kampaun**
Scan To Check
Compound

5

**Pilih Tempoh Parkir.
Itu Sahaja!**
Select Parking Duration.
That's All!



4

Pilih Nombor Kenderaan
Select Vehicle Number



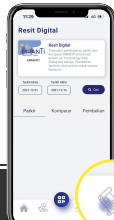
7

Bayar Kampaun
Pay Compound



8

**Dapatkan Resit
Secara Digital**
Get Receipt Digitally



MRANTI

PARK BUKIT JALIL

Waktu Operasi & Kadar Bayaran Parkir
Operating Hour & Parking Rate

Isnin-Jumaat 8pg-5ptg:
Jam Pertama RM 3.18
Jam Berikutnya RM 1.06

Weekday 8am-5pm:
1st hour RM 3.18
Next hour RM 1.06

Isnin-Jumaat 5ptg-8pg:
RM 1.06 sejam
Caj Maksima RM 3.18

Weekday 5pm-8am:
RM 1.06 per hour
Max Charge RM 3.18

Sabtu, Ahad
& Hari Kelepasan Am:
RM 1.06 Sejam
Caj Maksima RM 3.18

Weekend
& Public Holiday:
RM 1.06 per hour
Max Charge RM 3.18

SOALAN LAZIM

FAQ



1. Di mana saya boleh memuat turun FP?
Flexi Parking tersedia ada di 'App Store', 'Google Play Store' dan 'Huawei AppGallery'.

1. Where can I download FP?

Flexi Parking is available in Apple App Store, Google Play Store, and Huawei AppGallery.



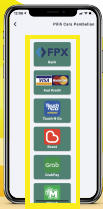
2. Bagaimanakah mengesan lokasi parkir?
Aktifkan GPS pada telefon anda untuk membantu mengesan lokasi anda secara automatik.

2. How do I detect my parking location?
Simply enable your phone's GPS function in your settings.



3. Bolehkah saya membayar lebih daripada 1 kenderaan?
Ya. Anda boleh menambah dan membayar sehingga 10 kenderaan di dalam senarai kenderaan.

3. Can I pay for more than 1 vehicle?
Yes. You can pay up to 10 vehicles at once by selecting the vehicles on your list.



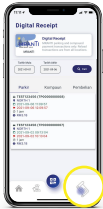
4. Bagaimanakah cara membeli kredit parkir?
Klik pada "Kredit", pilih jumlah dan pembayaran melalui FPX dalam talian, kad kredit atau e-dompot.

4. How do I purchase parking credits?
Click on "Credit" then select amount you wish to purchase. You can purchase your credits through FPX online banking, bank card or e-Wallet.



5. Bolehkah saya melanjutkan tempoh parkir kenderaan?
Ya. Pilih lokasi, no. kenderaan, dan tempoh masa tambahan parkir kenderaan yang ingin anda lanjutkan.

5. Can I extend my parking duration?
Yes. Simply select location, the vehicle plate number and the parking duration you wish to extend.



6. Bagaimanakah untuk mendapatkan resit pembayaran?
Sahkan e-mel anda, pilih tarikh parkir kenderaan untuk menjana resit digital.

6. How do I get payment receipts?
Simply verify your email and select the dates you want. A digital receipt will be sent to your email.



7. Adakah saya akan mendapat notifikasi apabila tempoh parkir saya tamat?
Ya. Anda akan menerima notifikasi 10 minit sebelum tempoh parkir anda tamat.

7. Will I receive a notification when my parking is about to expire?
Yes. You will receive a notification on your phone 10 minutes before your parking duration expires.



8. Bagaimanakah menetapkan semula kata laluan?
Klik pada "Lupa Kata Laluan", masukkan e-mel anda dan empat digit terakhir nombor IC anda.

8. How do I reset my password?
Click on "Forgotten Password" then key in your email and the last 4-digit of your IC number.

MRANTI

PARK BUKIT JALIL

Memperkenalkan Sistem Pembayaran Parkir Melalui Aplikasi Flexi Parking (Tanpa Tunai dan Tiket)

Introducing Parking Payment System Through Flexi Parking App
(Cashless and Ticketless)

MUAT TURUN SEKARANG!
DOWNLOAD NOW!



UNTUK MAKLUMAT LANJUT FOR MORE INFORMATION

 support@lits.com.my

 1700-819-612  @FlexiParking

 @FlexiParking  @FlexiParking